

Monthly Operations Report for September 2025 at KLUK

Operations

	Sep 2025	Sep 2024	Year over Year Change
TRANSITION	64	0	-
TOUCH & GO	102	0	-
TAKEOFF	312	0	-
LANDING	314	0	-
GO AROUND	20	0	-
FLYOVER	1	0	-
Totals	870	0	-

NOTE: FLYOVER and TRANSITION are excluded from the total operations count.
Operations classified as TOUCH & GO and GO AROUND are counted as two distinct operations, a landing and a takeoff respectively.

Aircraft Type

	Sep 2025	Sep 2024	Year over Year Change
Rotorcraft	10	0	-
Fixed wing single engine	826	0	-
Fixed wing multi engine	32	0	-
Unknown	2	0	-

Engine Type

Turbo-shaft	4	0	-
Turbo-prop	12	0	-
Turbo-fan	4	0	-
Reciprocating	801	0	-
4 Cycle	47	0	-
Unknown	2	0	-

Number of Engines

1	834	0	-
2	34	0	-
Unknown	2	0	-

Average Daily Operations

Monday	30	0	-
Tuesday	28	0	-
Wednesday	26	0	-
Thursday	24	0	-
Friday	47	0	-
Saturday	35	0	-

Monthly Operations Report for September 2025 at KLUK

Operations			
	Sep 2025	Sep 2024	Year over Year Change
Sunday	27	0	-
Average per weekday	31	0	-
Average per weekend	31	0	-
Local vs. Transient			
Local	0	0	0.0%
Transient	870	0	0.0%
Nights Stayed	65	0	-
Seats on Overnight Aircraft	270	0	-
Overnight Visitors @ 50%	135	0	0.0%
Runways			
RWY 09 GO AROUNDs	20	0	-
RWY 09 LANDINGS	166	0	-
RWY 09 TAKEOFFs	168	0	-
RWY 09 TOUCH & GOs	102	0	-
RWY 09 Total	456	0	-
RWY 27 GO AROUNDs	20	0	-
RWY 27 LANDINGS	146	0	-
RWY 27 TAKEOFFs	142	0	-
RWY 27 TOUCH & GOs	94	0	-
RWY 27 Total	402	0	-

Monthly Operations Report for September 2025 at KLUK

	Jan 2024	Jan 2023	Year over Year Change
Weight Class			
CLASS 1	864	0	-
CLASS 3	4	0	-
Unknown	2	0	-
Jet Traffic			
Operations	4	0	-
Taking off Rwy 27	2	0	-
Landing Rwy 27	2	0	-
Largest aircraft	TEXTRON AVIATION INC 680A (B-I)		
Average seat count per jet	10	0	-

Most Active Aircraft				
Registration	Manufacturer	Model	Operations	Percentage of Total
N323FS	CESSNA	172P	216	51.9%
N8478U	CESSNA	172F	137	32.9%
N7497T	CESSNA	172A	43	10.3%
N377DS	DIAMOND AIRCRAFT IND INC	DA 40	17	4.1%
N79PX	PIPER	PA-32-300	15	3.6%
N4536B	GRUMMAN AMERICAN AVN. CORP.	AA-5B	14	3.4%
N733FN	CESSNA	172N	12	2.9%
N66198	CESSNA	172P	12	2.9%
N7912U	CESSNA	172F	12	2.9%
N733TX	CESSNA	172N	12	2.9%

Most Active Owners		
Name	Operations	City
FREDERICKS HALL AVIATION LLC	222	MINERAL
RIG AVIATION LLC	137	TROY
LEFFLER GREG L	43	ZION CROSSROADS
KELLEY AIRCRAFT LLC	32	WEYERS CAVE
REGISTRATION PENDING	22	LEESBURG
SEWARD BERNARD L JR	17	CHARLOTTESVILLE
CRITICAL CRAFT TECHNOLOGIES LLC	15	CHARLOTTE HALL
HOLSTEN GUY V	14	MINERAL
JLS AVIATION LLC DBA	12	FREDERICKSBURG
SWEET BREEZE AVIATION LLC	12	GORDONSVILLE

Owner Locations		
City	Operations	Percentage of total
MINERAL	218	52.4%
TROY	106	25.5%
ZION CROSSROADS	34	8.2%
CHARLOTTESVILLE	34	8.2%
WEYERS CAVE	24	5.8%

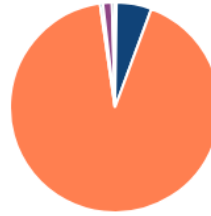
Aircraft Type

Unknown
Fixed wing multi engine
Fixed wing single engine
Rotorcraft



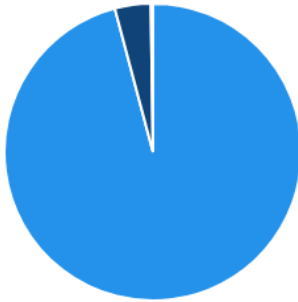
Engine Type

Unknown
4 Cycle
Reciprocating
Turbo-fan
Turbo-prop
Turbo-shaft



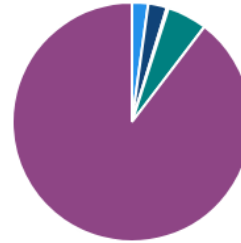
Number of Engines

1
2
Unknown



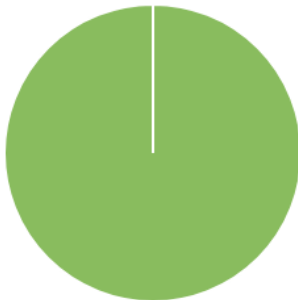
Weather

Unknown
IFR
LIFR
MVFR
VFR



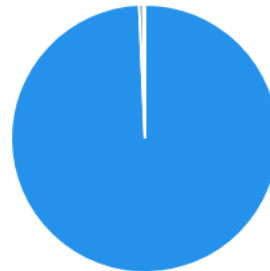
Local/Transient

Local
Transient

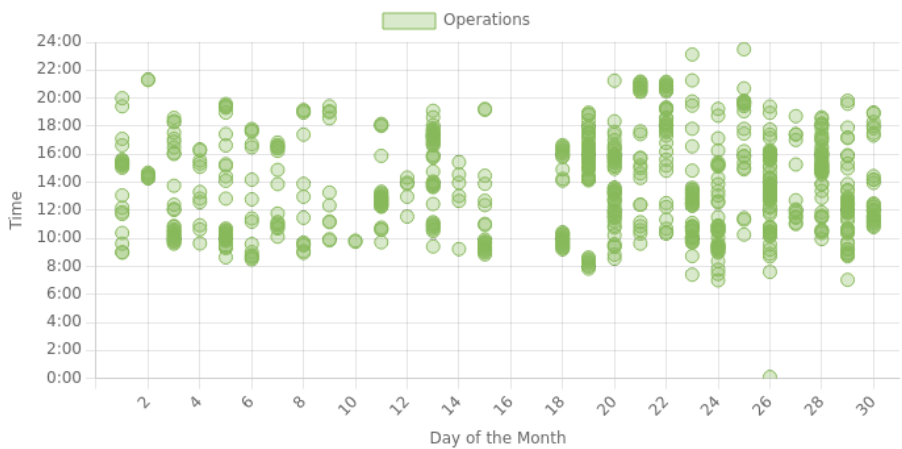


Weight Class

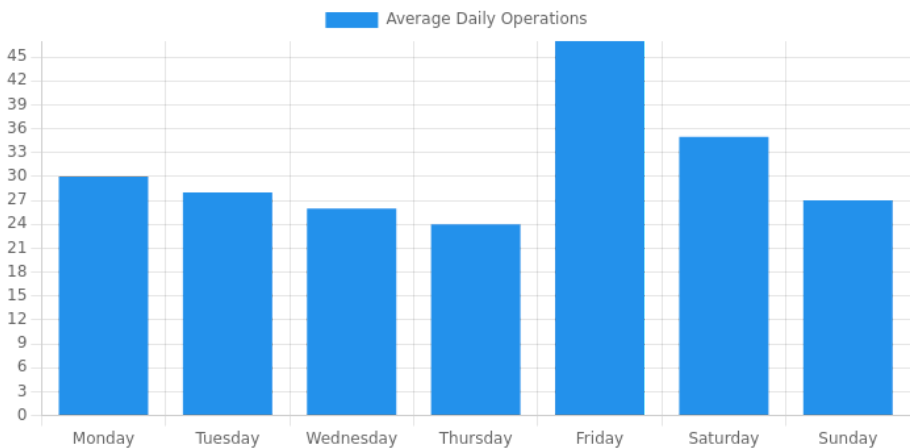
CLASS 1
CLASS 3
Unknown



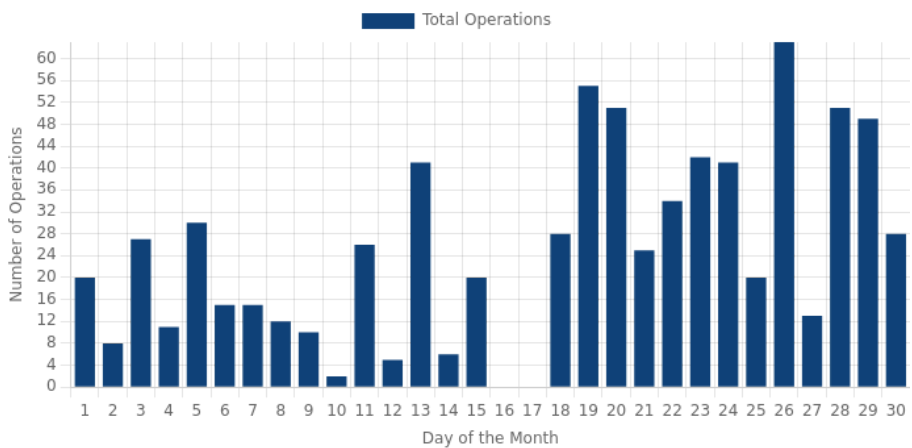
Time of Day



Day of the Week

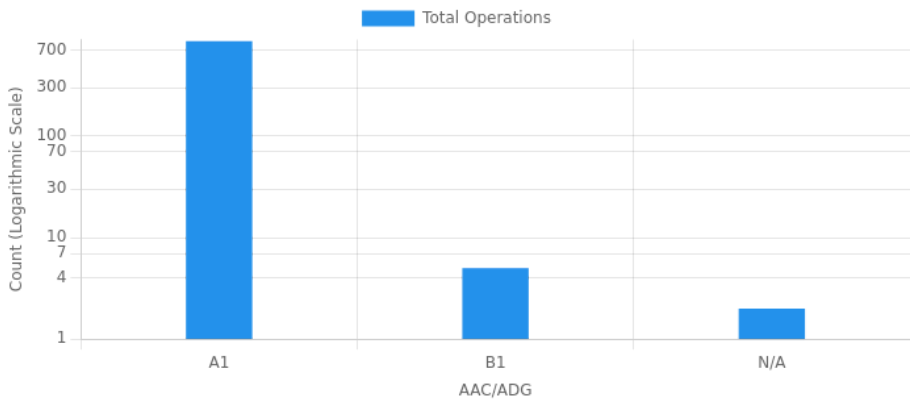


Daily Operations



Operations by AAC/ADG						
	I	II	III	IV	V	VI
A	863	0	0	0	0	0
B	5	0	0	0	0	0
C	0	0	0	0	0	0
D	0	0	0	0	0	0
E	0	0	0	0	0	0

AAC/ADG Distribution



Report generated by RunwayStats.com on October 11, 2025, 2:36am CST